



Fischer Panda®

Whisperprop 48V "EasyBox" System

12 Good Reasons

Enjoyment

1. Silent Drive
2. On-board electric power in abundance
3. Unique manoeuvrability

Future

4. Tomorrow's technology available now
5. New design possibilities
6. Professional 24 h support

Ecologically friendly

7. Extremely low running costs
8. Up to 100 % emission-free
9. Efficient motor (efficiency up to 96%)


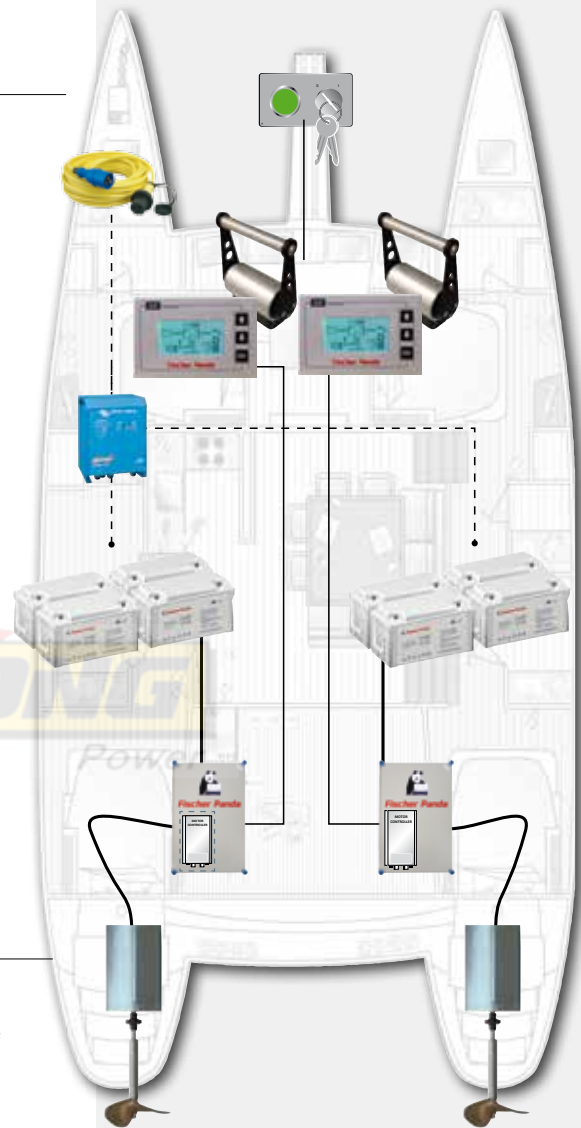
Intelligent

10. Complete - one system from one source
11. Full automation possible
12. Optimal weight distribution

Advantages in detail

- Possible to cruise on waters where use of combustion engines is banned
- Available as *shaft* or *podded* motor ("Aziprop"); rotatable Aziprop motor also available
- Both **Serial**- and **Parallel**- Hybrid Systems can be delivered
- Practically silent when operating using battery bank – even more comfort on board
- Also available as complete hybrid system with quiet Fischer Panda Generator
- Battery-supported electric motor available at all times - without having to start generator

ARMSTRONG
Power



- Max torque immediately available (from "1" rpm); extremely good manoeuvring - especially in harbours
- A single 10 kW electric motor is the equivalent of a 15 kW (20 PS) diesel engine.
- The Fischer Panda Hybrid Drive System is very robust and also suited for commercial operation.
- Doubling the drive performance is easy to achieve on board catamarans (cable replaces shaft)
- One battery bank / one generator is sufficient for two drive motors.
- Also as Hybrid System - more economic as a drive with diesel engine (approximately. 25 % savings - return on investment within a few years).
- Weight distribution can be optimized
- A real hybrid system (diesel generator + electric motor) with double use, as 230 V power is always available via a battery bank with inverter
- From the main 48V battery bank using an optional converter => 230 V AC or 12 V DC or 24 V DC
- Easy to combine with solar or wind energy
- Water-cooled: stability / long life + higher level of efficiency
- Easybox can be easily connected to Victron products

Boat Types / Applications

- Sports boats / Sailing / Motor Yachts (displacement)
- Mono hulls / Multi- hulls
- House Boats
- Coast guard and rescue boats
- Working Platforms / Pontoons
- Commercial Vessels
(taxis, ferries, pleasure boats, floating islands and restaurants)




Boat Classes

(1 Drive – 1 x 10 kW / 1 x 20 kW)



(2 Drives – 2 x 10 kW / 2 x 20 kW)



Monohulls		Multihulls
(For offshore use and waterways with currents) up to approx. 4 ton displacement	Mono hulls for inshore-use (inland waterways, canals and waterways without currents) up to 10 ton displacement	(Catamarans, trimarans (SY/MY), houseboats, working boat) with up to 8 ton displacement
Equal to a LOA up to approx. 11m	Equal to a LOA up to approx. 14m	Equal to a LOA up to approx. 14m LüA

