



## Product Catalog



Portable Restrooms ■ Hand Wash Stations ■ Deodorizer Products ■ Mobile Restroom Trailers ■ Service Trucks ■ Support Products ■ Accessories



# The Five Peaks Advantage



Our units are manufactured from rugged Fortiflex® High Density Polyethylene and are UV protected.




## YOUR SUCCESS IS OUR SUCCESS.

Five Peaks has designed and developed the most modern and durable products in the portable sanitation industry. Our mission is simple - provide the best products and customer service at a fair price.

Five Peaks units are designed for years of maintenance free service. Durable enough to handle day-to-day service on construction sites yet elegant enough to turn heads at special events. Five Peaks offers products with extra features that would cost you more anywhere else such as shelves, hooks, mirrors, hover handles and door hasps. All included. All at no extra charge.

*You can count on Five Peaks to service your portable sanitation needs.*

Our features come standard  
at no additional cost to you!



#### Shelves

Aspen and Glacier models come with two corner shelves – one equipped with a beverage holder. Optional shelves are available for the K2 model.

#### Integrated Door System

Our three part door system is made up of a fiberglass door rod, three high density plastic bushings and two stainless steel springs for years of worry-free service. Custom logo areas.



#### Utility Hook

Utility hook secures personal items from a heavy-duty utility belt, rain gear, cold weather overalls to purses and coats.

#### Door Hasp

Lockable exterior door hasp helps control usage of the unit.



#### Tank & Skid

Slip resistant skid with integrated side draining system allows water to drain to the sides eliminating puddles in the front of the unit. Tank design allows for maximum cabana space and an elongated seat providing a more user friendly experience.

#### Three-roll Paper Holder

One piece design keeps paper dry and will accept all style rolls. Keyed lock included.



#### Springs

Heavy-duty stainless steel spring system for years of maintenance free service.

#### Urinal

Fast draining urinal helps eliminate odors and is designed for speedy cleaning. Oval design reduces splash.



# Standard Portable Restrooms

*"We've been using the Aspen for years and we like it because it looks different from other portable restrooms. It's a good, durable unit and my customers request it for special events."*

Randy, Hudsonville, MI



## Aspen

The Aspen comes with all of the standard features listed on pages 2 & 3 plus the following:

- The Aspen is our #1 selling unit and the staple of our line
- Stand out from the crowd!  
The sleek, modern design is ideal for special events yet tough enough to handle your job
- Oversized decal areas for custom logos on both the door and side panels



	U.S. Standard	Metric
Height	92.75"	2356mm
Width	46.5"	1181mm
Depth	48.5"	1232mm
Weight	150 lbs	68kg
Door Opening	74.5" x 28"	1892mm x 711mm
Seat Height	19.5"	495mm
Tank Capacity	65 gal	246L
Door Decal Area	15.75" x 8.187"	400mm x 208mm



# Standard Portable Restrooms

***"I like the Glacier because it has smooth walls and is super easy to clean. My staff loves servicing the Glacier."***

Marlene, Millersburg, OH

## Glacier II

The Glacier II comes with all of the standard features listed on pages 2 & 3 plus the following:

- Ultra smooth surface inside and out makes cleaning a breeze
- Smooth surface is resistant to graffiti
- Ideal for wrap around advertising
- Smooth surface accepts any shape or size decals
- Extra deep molded-in grab handles on all four corners



	U.S. Standard	Metric
Height	92.75"	2356mm
Width	46.5"	1181mm
Depth	48.5"	1232mm
Weight	159 lbs	72kg
Door Opening	74.5" x 28"	1892mm x 711mm
Seat Height	19.5"	495mm
Tank Capacity	65 gal	246L
Door Decal Area	15.75" x 8.187"	400mm x 208mm

# Standard Portable Restrooms

***Our company prefers the Five Peaks K2 portable restroom because the double walls give the unit the extra durability that I am looking for on job sites."***

Thomas, Phillipsburg, MO



## K2

The K2 comes with all of the standard features listed on pages 2 & 3 plus the following:

- Double side wall panel system - great for construction sites
- Ultra smooth surface inside and out for easy cleaning
- Ideal for wrap around advertising
- Replaceable vent screens
- Oversized decal areas for custom logos on both the door and side panels.
- Optional corner shelves available



	U.S. Standard	Metric
Height	92.75"	2356mm
Width	46.5"	1181mm
Depth	48.5"	1232mm
Weight	168 lbs	76kg
Door Opening	74.5" x 28"	1892mm x 711mm
Seat Height	19.5"	495mm
Tank Capacity	65 gal	246L
Door Decal Area	15.75" x 8.187"	400mm x 208mm

# Fresh Water Flushing Unit

***The Elite model is a fresh water flushing unit that utilizes a hands-free foot pump. The Elite also includes the 21 gallon Sierra Forearm sink. The ultimate portable sanitation solution.***

Glacier II Elite



Aspen and K2 Elite models also available.

## Glacier II Elite

- Innovative concept with fresh water reservoir located behind waste tank
- Large 64 gallon dual tank holds 19 gallons fresh water and 45 gallons waste
- Rugged rotational molded tank and skid
- Flip lid utilizes integrated hinge for easy maintenance and servicing
- Flush system is operated by an enclosed foot pump offering a complete hands-free system
- Includes Sierra Forearm hand wash sink (see page 14)



Separate 19 gallon fresh water tank sits behind waste tank



	U.S. Standard			Metric		
Height	92.75"			2356mm		
Width	46.5"			1181mm		
Depth	47.5"			1207mm		
Weight	Aspen	Glacier	K2	Aspen	Glacier	K2
	220 lbs	229 lbs	238 lbs	100kg	104kg	108kg
Door Opening	74.5" x 28"			1892mm x 711mm		
Seat Height	21.5"			546mm		
Tank Capacity	64 gal (19 fresh/45 waste)			242L (72L fresh/170L waste)		
Foot Pump	.2 gallons per push					
Decal Area	15.75" x 8.187"			400mm x 208mm		

# Recirculating Flushing Units

***The Reflow model is a recirculating flushing unit that utilizes a hand pump. The Reflow also includes the 16 gallon Sierra Basin sink.***

Aspen Reflow



Glacier II and K2 Reflow models also available.

## Reflow

- Large 65-gallon thermoformed tank with Hand Pump Recirculating Flush System
- Toilet bowl has an integrated hinge, eliminating fatigue and providing easy access for servicing unit
- Newly designed flap system eliminates odors and keeps waste from being seen
- Heavy-duty pump system
- Includes 16 gallon Sierra Basin hand wash sink and reservoir (see page 14)
- Retrofit kits available for existing Standard units in the field

The Reflow flushing unit includes the Sierra Basin hand wash sink & reservoir. The unique gray water return system helps keep the urinal clean.



Easy access for pumping tank service.



	U.S. Standard			Metric		
Height	92.75"			2356mm		
Width	46.5"			1181mm		
Depth	48.5"			1232mm		
Weight	Aspen	Glacier	K2	Aspen	Glacier	K2
	175 lbs	184 lbs	193 lbs	79kg	83kg	88kg
Door Opening	74.5" x 28"			1892mm x 711mm		
Seat Height	19.5"			495mm		
Tank Capacity	65 gal			246L		
Hand Pump	20 oz. per stroke					
Decal Area	15.75" x 8.187"			400mm x 208mm		



# Recirculating Flushing Units

***The Reflow Plus model is a recirculating flushing unit that utilizes a hands-free foot pump. The Reflow Plus also includes the 21 gallon Sierra Forearm sink.***

K2 Reflow Plus



Aspen and Glacier II Reflow Plus models also available.

## Reflow Plus

- Large 63-gallon tank with Foot Pump Recirculating Flush System
- Rugged rotational molded tank and skid design
- Flip lid utilizes integrated hinge, making cleaning and servicing a breeze
- Foot pump is conveniently located in an alcove eliminating exposure to foot traffic
- Includes Sierra Forearm hand wash sink (see page 14)



	U.S. Standard			Metric		
Height	92.75"			2356mm		
Width	46.5"			1181mm		
Depth	47.5"			1207mm		
Weight	Aspen	Glacier	K2	Aspen	Glacier	K2
	206 lbs	215 lbs	224 lbs	93kg	98kg	102kg
Door Opening	74.5" x 28"			1892mm x 711mm		
Seat Height	21.5"			546mm		
Tank Capacity	63 gal			238L		
Foot Pump	.2 gallons per push					
Decal Area	15.75" x 8.187"			400mm x 208mm		

# ADA Compliant Portable Restroom

*The Matterhorn meets  
and exceeds strict  
American Disabilities Act  
(ADA) guidelines.*

***Built Rock Solid.***



## Choose your tank size

The Matterhorn is available in two tank configurations:  
a 40 gallon or a 74 gallon.



Dual coat hooks and mirrors.  
Pneumatic door closer with  
safety chain



Heavy duty grab  
handles for safe loading  
and maneuverability



Optional 40  
gallon tank.  
Title 24  
Compliant.



Roomy interior provides 360 degree turning radius, extended bench for  
transferring from wheelchair and wrap around handrails.

## Matterhorn

- Ground level floor access - no ramp required
- Extended bench allows easy transfer from wheelchair to seat
- Powder coated wrap around handrails
- Interior allows for wheelchairs to turn 360 degrees
- Sidewalls are constructed of super tough UV-stabilized High Density Polyethylene
- Steel reinforced corner extrusions for added strength
- Largest tank in the industry
- Heavy duty grab handles for safe loading and maneuverability
- Smooth exterior and interior walls makes cleaning a breeze
- Vent screens for improved ventilation
- Pneumatic door closer with safety chain
- Dual coat hooks and mirrors
- 3-roll toilet paper holder
- Roof includes strap guides to help secure unit to vehicle
- Includes Five Peaks signature door design



Vent screens for improved ventilation

	U.S. Standard		Metric	
Height	90"		2286mm	
Width	62.5"		1588mm	
Depth	88"		2235mm	
Weight	320 lbs		145kg	
Door Opening	73" x 33"		1854mm x 838mm	
Seat Height	18"		457mm	
Tank Capacity	40 gal	74 gal	151L	280L
Inter. Turning Circle	60"		1524mm	



# Wheelchair Accessible & Family Portable Restroom

*The Matterhorn's  
"little brother"*

***Built Rock Solid.***



The Summit is the perfect alternative to the larger ADA compliant restroom. It is smaller and easy to maneuver with one person. The Summit is wheelchair accessible or can be used as an oversized restroom when extra space is needed.

## Choose your tank size


The Summit is available in two tank configurations:  
a 40 gallon or a 74 gallon.

### 40 Gallon Tank



Standard tank

### 74 Gallon Tank



Extended bench allows easy transfer from wheelchair to seat. Largest tank in the industry.

## Features



Dual coat hooks and mirror. Pneumatic door closer with safety chain.



Heavy duty grab handles for safe loading and maneuverability

## Summit

- Ground level floor access - no ramp required
- Powder coated wrap around handrails
- Large, open interior floor space
- Sidewalls are constructed of super tough UV-stabilized High Density Polyethylene
- Steel reinforced corner extrusions for added strength
- Heavy duty grab handles for safe loading and maneuverability
- Smooth exterior and interior walls makes cleaning a breeze
- Vent screens for improved ventilation
- Pneumatic door closer with safety chain
- Dual coat hooks and mirrors
- 3-roll toilet paper holder
- Roof includes strap guides to help secure unit to vehicle
- Includes Five Peaks signature door design



Vent screens for improved ventilation

	U.S. Standard		Metric	
Height	90"		2286mm	
Width	62.5"		1588mm	
Depth	67"		1702mm	
Door Opening	73" x 33"		1854mm x 838mm	
Tank Capacity	40 gal	74 gal	151L	280L
Weight	275lbs	306lbs	125kg	139kg
Seat Height	16 1/2"	18"	418mm	457mm

# Hand Wash Stations

## Free Standing Sinks



Sink rides  
inside  
portable  
restroom.

Sierra  
RideAlong



Sierra  
Splash

## Sierra RideAlong & Sierra Splash

- Attractive designs truly suited for special events
- Granite finish looks elegant plus hides scratches and scuff marks
- Twin basin sinks
- Molded-in, maintenance free spigots
- Heavy duty rotational molded body
- Dual soap dispensers (400ml)
- Carrying handles
- Hands-free operated foot pump
- No bags, no bladders
- Fresh water & grey water drains
- Optional waste receptacle available (secured by locking lid)

RideAlong	U.S. Standard	Metric
Height	50"	1270mm
Width	16"	406mm
Depth	30"	762mm
Weight	60 lbs	27kg
Tank Capacity	49 gal	185L
Fresh Water	22 gal	83L
Grey Water	27 gal	102L
Foot Pump	2 ounces per push	

Splash	U.S. Standard	Metric
Height	46.5"	1181mm
Width	25"	635mm
Depth	43"	1092mm
Weight	92 lbs	42kg
Tank Capacity	97 gal	367L
Fresh Water	46 gal	174L
Grey Water	52 gal	197L
Foot Pump	2 ounces per push	



# Hand Wash Stations

## Free Standing Sinks

### ***Sierra RideAlong & Splash Additional Features***

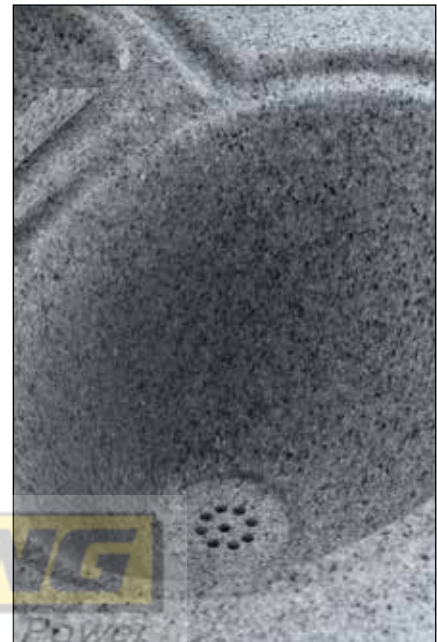
Lockable latch for security



Recessed beverage holders



Integrated drain holes keep debris from entering the body of the sink



Foot pump is located in an alcove eliminating exposure to foot traffic



Easy access for filling



Oversized paper towel dispenser uses standard 3 fold paper towel



# Hand Wash Stations Inside Sinks



## Sierra Basin

- Heavy-duty rotational molded sink and reservoir
- Unique spigot pressurizes water and rinses hands more efficiently
- Unique return water system helps keep the urinal clean
- Large 16-gallon capacity reservoir
- Hands-free operated foot pump
- Foot pump is located in an alcove eliminating exposure to foot traffic
- Easy fill, easy drain
- Fresh water drain
- Grey water drains directly into tank
- Engineered and designed to afford maximum floor space
- Existing units (with thermoformed tanks) can be easily upgraded



	U.S. Standard	Metric
Height	37"	940mm
Width	22"	559mm
Depth	15.5"	394mm
Weight	13 lbs	6kg
Capacity	16 gal	61L
FootPump	2 ounces per push	



## Sierra Forearm

- Optional inside sink for LEFT side of restroom
- Large basin allows for complete washing of hands & forearms
- Unique spigot pressurizes water and rinses hands more efficiently
- Easy access flip lid for filling
- Fresh water drain
- Lockable latch for security
- Hands-free operated foot pump
- Foot pump is located in an alcove eliminating exposure to foot traffic
- Grey water drains directly into tank
- No bags, no bladders
- Existing standard units (with rotomolded tanks) can be easily upgraded



	U.S. Standard	Metric
Height	39.5"	1003mm
Width	21.25"	540mm
Depth	11.5"	292mm
Weight	22 lbs	10kg
Capacity	21 gal	79L
FootPump	2 ounces per push	

# Hand Wash Stations Inside Sinks



## Sierra SideKick

- Universal design fits most portable restroom brands
- Rugged rotational molded construction
- Molded-in spacers provide tight fit to sidewall
- Hands-free operated foot pump
- Foot pump is located in an alcove eliminating exposure to foot traffic
- Unique spigot pressurizes water and rinses hands more efficiently
- Grey water drains into the holding tank
- Fresh water drain
- Easy access flip lid for filling
- Lockable latch for security
- Hand soap and paper towel dispenser available



	U.S. Standard	Metric
Height	35"	889mm
Width	12"	305mm
Depth	9.5"	241mm
Weight	6.75 lbs	3kg
Capacity	6.5 gal	25L
FootPump	2 ounces per push	

# Hand Wash Station Hand Sanitizer Station



Free standing, moveable sanitizer station can be placed anywhere it's needed.



Flip top with integrated hinges opens for filling and is secured by locking latch

## Sierra Hand Sanitizer Station

- Station fits inside portable restroom for ease of transportation
- ADA Compliant
- Sturdy tapered design for stability in high traffic areas
- Rugged rotational molded construction
- Easy fill, easy drain
- Carrying handles
- Station includes four 1000ml dispensers  
Sanitizer sold separately
- Recessed beverage holders
- No assembly required
- Optional stake down bracket available
- 1000ml hand sanitizer available

	U.S. Standard	Metric
Height	62.5"	1588mm
Height to Dispenser	48"	1219mm
Width	17.5"	445mm
Depth	17.5"	445mm
Weight Empty	28 lbs	13kg
Base Capacity	24 gal	91L
# of Dispensers	4 (1000ml each)	
# of single dispenses	2667 (4000ml / 1.5ml per dispense)	



# Portable Restroom Deodorizers



All of our deodorizing products contain Metazene® odor neutralizer additive. Metazene® eliminates odor WITHOUT masking.



## Dry Toss Packets

- Pre-measured, easy-to-handle water soluble packets. No more sticky packets, blue fingers and wasted product
- More product per packet, stronger fragrance and color than other brands
- Portion control prevents overuse and waste. One packet per charge
- Dissolves quickly
- Resealable bags

### Available Strengths / Sizes / Scents

#### Normal to extreme conditions:

250 packets per case (5 bags of 50 each)  
Scent: Fresh & Clean

#### Special events and multiple services:

300 packets per case (4 bags of 75 each)  
Scent: Mulberry



## Ultra-Concentrated Liquid

- Powerful biocide kills odor-causing germs so toilets stay fresher longer
- Ultra strength fragrance counteracts malodors and freshens air
- Deep blue non-staining dye hides waste, paper and debris
- Non Formaldehyde

### Available Strengths / Sizes / Scents

#### Hot Weather / High Traffic

5 gallon pails / 55 gallon drums / 275 gallon totes  
Scent: Fresh & Clean

#### Mild Climates

5 gallon pails / 55 gallon drums / 275 gallon totes  
Scent: Cherry Bubblegum

# Odor Control Specialties



All of our deodorizing products contain Metazene® odor neutralizer additive. Metazene® eliminates odor WITHOUT masking.

## Scented Blocks



- Additional tool for odor protection
- Easy to use
- Lasts up to 60 days

**Available Sizes** 200/case  
(individually wrapped)

**Available Scents** Berry Blast  
Laundry Fresh

## Super-Scented Urinal Screens



- Freshens the urinal and contains up to 10x more fragrance than most traditional vinyl urinal screens
- Colorful translucent screens offer an attractive alternative to traditional vinyl products
- Easy to use
- Lasts up to 60 days

**Available Sizes** 240/case

**Available Scents** Fresh & Clean  
Blue Raspberry  
Mango  
Mint

## Pump Oil Odor Control Additive



- Controls offensive pump exhaust odors
- Simply add to your pump oil and odors are neutralized instantly

**Available Sizes** 1 gallon jug  
5 gallon pail

**Available Scents** Cherry

## Spray Down Deodorant



- Ideal for hot weather, high traffic conditions and special events
- Spray on portable restroom walls and other non-contact surfaces for days of added odor control
- Use straight or mix with water

**Available Sizes** 5 gallon pail  
55 gallon drum

**Available Scents** Cherry

## Pump Spray Deodorant



- Eliminates stubborn odors in portable restrooms for just pennies an application
- Easy to apply. Simply spray on the hard interior surfaces

**Available Sizes** Quart (12/case)

**Available Scents** Cherry

## Granular Odor Counteractant



- Ideal for use around portable restrooms & dumpsters
- Absorbs odor causing spills
- Easy to apply
- Long lasting odor control

**Available Sizes** 40 lb pail  
200 lb  
440 lb

**Available Scents** Bubblegum



## Mobile Restroom Trailers

**Manufactured by  
Black Tie Products  
for Five Peaks**



Shown:  
Select 13





## Select Series 8, 10 & 13

Enjoy comfort and convenience in our Select Series restroom trailers. All our trailers feature simple styling, quality interior finishings and advanced exterior construction.

### Standard Features:

- Porcelain sinks in Filon skin cabinetry with mirror
- Laminate interior wall covering
- Simulated wood flooring
- Ducted air conditioning
- Aluminum exterior walls
- Onboard fresh water system

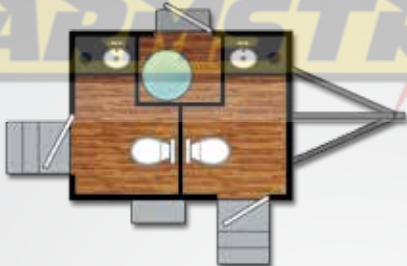
### Optional Features:

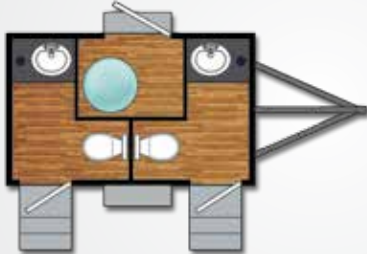
- Winterization package
- Hot water heater
- Spare tire
- Soap and paper product dispensers

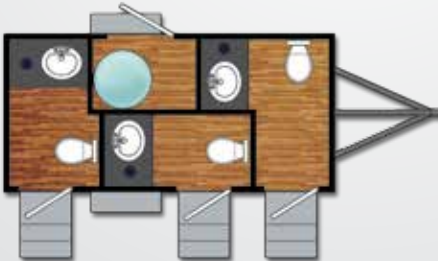


### Trailer Configurations

### Specifications

<div>Select 8</div>		Width	6' 4"	Length	8' 4"
		Fresh Water Tank Size	105 Gal.	Waste Tank Size	200 Gal.
		Number of Stalls		2	
		Breakdown	2 Private unisex stalls with sink / toilet		

<div>Select 10</div>		Width	6' 4"	Length	10' 4"
		Fresh Water Tank Size	160 Gal.	Waste Tank Size	275 Gal.
		Number of Stalls		2	
		Breakdown	2 Private unisex stalls with sink / toilet		

<div>Select 13</div>		Width	6' 4"	Length	13' 4"
		Fresh Water Tank Size	160 Gal.	Waste Tank Size	350 Gal.
		Number of Stalls		3	
		Breakdown	3 Private unisex stalls with sink / toilet		

# Service Trucks



## 1200 Gallon Tank

- Ford F550XL - 84" cab-to-axle - 18,000 lb. GVWR
- Gas engine, auto trans
- 1200 gallon aluminum tank - 900 waste / 300 fresh
- Masport HXL4 (160 CFM) vacuum pump
- Hot shift PTO with in-cab control
- 8" primary moisture trap ■ Secondary moisture trap
- Oil catch muffler
- Pressure & vacuum relief valves
- 30/30 gauge
- 12 volt water pump
- 50' of hose and nozzle
- 3" discharge valve with adaptor and cap
- 30" of 2" tiger tail hose with valve
- 2" bucket fill line with 2" valve
- Work light
- Ground level fill for water tank
- Two unit, fold-up aluminum toilet hauler
- Trailer winch for securing toilets & carrier
- Trailer hitch with RV connector
- Customized operators manual
- 5-year "no-leak" warranty (backed by Progress Tank)

### Optional Equipment

Ford F550XL diesel 18,000 lb GVWR  
Ford F550XL diesel 19,500 lb GVWR  
Dodge 5500  
Remote pump controls  
Dual service with passenger cabinet  
DC-10 water pump with Hannay reel

## 1000-1500 Gallon & 1700-2200 Gallon Tanks

- Aluminum or Stainless Steel Tank
- Chassis of all manufacturers available
- Masport HXL4V (160 CFM) vacuum pump with 4 way valve
- Hot shift PTO with automatic RPM increase
- Right angle gear box and coupling
- Heavy duty drive line
- Secondary moisture trap ■ Oil catch muffler
- Pressure & vacuum relief valves ■ 30/30 gauge
- Stainless DC-10 12 volt water pump
- Hannay spring rewind reel with 50' of hose and nozzle
- 3" valve on discharge with adaptor & cap (1700-2200 gallon tank has 4")
- 30' of 2" tiger tail hose with valve on inlet line
- 2" bucket fill line with 2" quick opening valve
- Remote control panel driver's side for engaging vacuum pump, work lights and water pump
- Driver's side low work zone
- Ground level fill for water tank
- Two unit, fold-up aluminum toilet hauler
- Trailer winch for securing toilets and carrier
- Trailer hitch with RV connector
- Turtle Tiles™ in both watertight cabinets
- Customized operators manual

### Optional Equipment

Inlet hose on both sides - Second hose reel  
Hydraulic pump drive system  
Optional vacuum hose lengths  
Other vacuum pumps available



## Support Products



Top View



Bottom View



Optional Cradle

### Lifting Kit

- Lift kit allows moving of standard units with a crane
- Rated to move units filled to capacity
- Optional cradle available



## Containment Tray

- Prevents contamination of ground water
- Manufactured from UV-stabilized High Density Polyethylene
- Universal design fits most portable restrooms
- Low profile front design for easy access to restroom
- Reinforced ribbed side walls and floor eliminates warping and flexing
- Cambered design directs liquids to outside of tray for easy servicing
- Nest for easy storage and economical shipping

	U.S. Standard	Metric
Height	5.25"	133mm
Width	48.75"	1238mm
Depth	50.75"	1289mm
Weight	23 lbs	10kg
Capacity	54 gal	204L
Nesting Height	1" ea. / 25mm	

## Hand Sanitizers Soaps & Dispensers

**Easy to install. Easy to refill. Easy to maintain.**

### Dispenser Features

Durable construction  
Greater product capacity means fewer change outs  
Smooth surface wipes clean easily  
Visible sight window makes it easy to see when it's time to refill

### Sanitizer / Soap Features

Refills slide into cabinet in one easy motion  
New no-clog dispensing valve with each sanitary-sealed refill  
Refill bag makes full use of the space inside  
The vacuum action of the dome pump valve empties bags completely



### Stoko 400ml

- 400ml Hand Sanitizer (2000 dispenses per refill / 12 refills per case)
- 400ml Moisturizing Soap (2000 dispenses per refill / 12 refills per case)
- 400ml Dispenser Each (for use with soap or sanitizer)



### Purell 1000ml

- 1000ml Hand Sanitizer (667 dispenses per refill / 8 refills per case)
- 1000ml Dispenser Each



Product Information		STANDARD			REFLOW			REFLOW PLUS			ELITE		
		Aspen	K2	Glacier II	Aspen	K2	Glacier II	Aspen	K2	Glacier II	Aspen	K2	Glacier II
		UNIT COMPARISON											
Tank Capacity		65 Gal	65 Gal	65 Gal	65 Gal	65 Gal	65 Gal	63 Gal	63 Gal	63 Gal	64 Gal	64 Gal	64 Gal
Tank & Skid	Thermoformed	•	•	•	•	•	•						
	Rotational Molded							•	•	•	•	•	•
Urinal		•	•	•	•	•	•						
Flushing Models	Reflow Hand Pump				•	•	•						
	Reflow Foot Pump							•	•	•			
	Fresh Water Ft Pump										•	•	•
Hand Washing Sinks	Sierra Basin				•	•	•						
	Forearm							•	•	•	•	•	•

COLORS\*



STANDARD COLORS					NON-STANDARD COLORS							
10	20	22	40	60	00COEX	30	50	70	80	99	45	USA
Gray	Blue	Dark Blue	Green	Tan	White	Teal	Yellow	Red	Pink	Orange	Lime	Red White Blue

Five Peaks will make every attempt to honor production requests outside of these standard guidelines. Non-Standard Colors may require additional lead times. Partner up with Five Peaks and your University or College of choice. The Aspen and Glacier units are available in an array of school colors, designed to help build a long-term relationship with your local alumni and fans. For additional information and availability, please call Five Peaks Customer Service.

\*Print color may vary. Please ask for color samples.



Five Peaks

